



OPTIONAL

MEL250L

High-resolution LED sector light

The MEL250L Port Entry Light (PEL) is a sector leading light of high resolution between its colour sectors, made up of a LED light source, providing a day range of up to 2 nm and a nominal night range of 17 nm.

Minimum consumption

The main advantage of this beacon is its accuracy between its colour sector boundaries ($<0.07^\circ$). Light emission generates an unidirectional beam in three colours, with a horizontal divergence of up to 15° . Colour sector configuration is expressly done for every case. The use of high intensity LED diodes ensures minimum consumption, maintenance free.

Designed according to IALA Recommendations

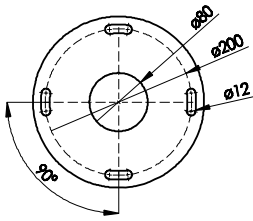
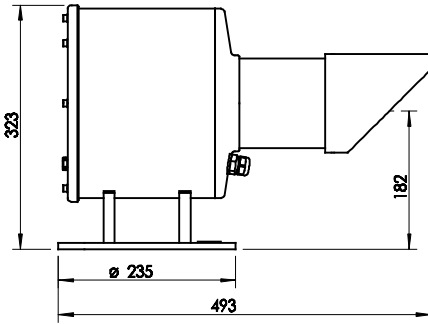
The MEL250L light is designed according to IALA Recommendations and Guidelines, providing complete information to the navigator on their positioning in the leading channel.



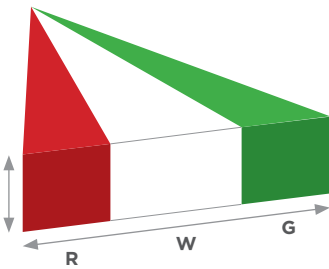
FEATURES

- *State-of-the-art LED technology.*
- *High-efficiency luminous system and minimum consumption, stabilised against vibrations.*
- *Day range up to 2 nm.*
- *Nominal night range up to 17 nm ($T=0.74$).*
- *Maximum beam width up to 15° .*
- *Average operation lifetime over 25 years.*
- *Stainless-steel and marine-aluminium housing, with polyurethane finish.*
- *Double RS-232 serial port for setting adjustments by PC and remote monitoring system.*
- *Programming, configuration and operating status via PC.*
- *Anti-humidity device to avoid condensation.*
- *High shock resistance.*

MEL250L



Fixed sectors



Optical system

Light source:	3 nos. high-intensity LED diodes.
Lens:	Glass aspheric condenser.
Day range:	Up to 2 nm.
Nominal night range:	Up to 17 nm (T=0.74).
Power supply:	Up to 50 W.
Sector accuracy:	< 0.07°.
Beam width:	Up to 15° (5° each color).
Vertical divergence:	5°.
Colour sectors:	Custom-made.
LED average life:	More than 100,000 hours.

Electronic control

Circuit:	Microprocessor controlled.
Settings:	By microswitches or PC.
Input voltage:	From 9 to 36 V c.c.
Day/night threshold:	Adjustable between 10 and 400 lux.
Power supply:	Individual for each LED.

Automatic & programmable luminous intensity reduction at night.

Reverse-polarity, short-circuit, over-temperature and transient over-voltage protections.

Options

- Spike bird deterrent.
- Gunsight for easy alignment.
- A.C. operation.
- Synchronization by cable or GPS module.
- Remote monitoring module via GSM, radio or satellite.
- RS-485 MODBUS serial port.
- MEL250L-HI (High-Intensity version).

Materials and environment

- Stainless-steel and marine-aluminium housing.
- Outer painting with polyurethane finish.
- Inner painting resistant to high temperatures.
- Eyeshade to avoid reflections.
- Stainless-steel fixing and levelling kit.
- Watertightness degree: IP 67.
- Temperature range: from -30° to 70°C.

Peak intensities (Cd)

Colour	MEL250L Total horizontal divergence 15°(*)	MEL250L-HI Total horizontal divergence 15°(*)
White	3,600	27,000
Green	2,130	22,800
Red	1,850	12,000

*Other divergences available.

! Specifications subject to change without previous notice.