

MTF 3000

Universal
Lighthouse Control



The MTF 3000 control unit has been especially designed to manage lighting and rotating lighthouse systems. Based on a programmable logic controller, fitted with all necessary elements for a complete operation. Its universal construction provides an easy adaptation to any type of existing lighthouse system.

Its digital screen informs about the operation status and possible alarms, with manual operation selectors.

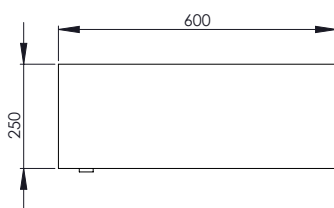
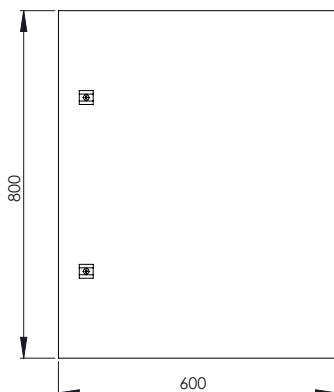
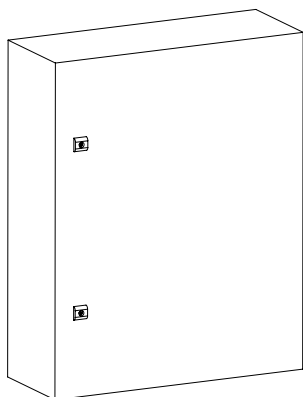
Inputs and outputs allow their connexion to a Remote Monitoring System. Optionally, a modem can be incorporated to transmit data to a Control Centre.

Features:

- Compatible with rotating and flashing lighthouses and beacons, with lamps and LEDs.
- Control and management of lampchangers and rotating motors, both a.c. and d.c.
- Automatic activation by external photocell. Main lamp to standby lamp switch-over in case of failure, making the same function from main motor to standby one when necessary.
- Emergency beacon activation in case of main system failure.
- Manual operation selectors.
- Digital touch screen that provides information on status, alarms and analogical values of voltages and currents.
- Rotation alarm detection for lighthouses by magnetic rotation sensor.
- Motor and lamp thermal protection against short-circuits.
- Protections against reverse polarity and atmospheric oversurges.



MTF 3000



Mediterráneo Señales Marítimas, S.L.

Pol. Ind. Mas de Tous - C/ Oslo 12
46185 La Pobla de Vallbona - Valencia SPAIN

+34 96 276 10 22

msm@mesemar.com

www.mesemar.com



Technical specifications

Power supply range:	From 12 to 24V d.c. From 120 to 240V a.c.
Daily average consumption:	40 mA.
Max. lamp power:	3,000W.
Max. motor power:	2,500W.
Internal back-up battery:	12/24V - 12 Ah.
Connexions to Remote Monitoring System:	RS-232 serial port and potential-free contact terminals.
Temperature range:	From -30° to 65°C.
Watertightness degree:	IP 65.
Dimensions:	1000x700x300 mm.

Automatic basic functions

- Day/night control (light-sensitive photocell).
- Main lamp control.
- Standby lamp control.
- Lampchanger control.
- Main rotating motor control.
- Standby rotating motor control.
- Emergency beacon control.
- Control of the mains voltage for switching to emergency beacon, in case of main system failure.

Note: The unit has manual selectors for each one of the above functions, both for maintenance and emergency works in case of PLC failure.

Manual control

- Main lamp activation.** Standby rotating motor activation.
- Standby lamp activation.** Emergency beacon activation.
- Main rotating motor activation.** General system reset.

Digital screen information

Day/night operation status.	Main motor alarm.
ON/OFF main lamp.	Standby motor alarm.
ON/OFF standby lamp.	Mains failure.
ON/OFF main motor.	Mains voltage analogical value.
ON/OFF standby motor.	Battery voltage analogical value.
ON/OFF emergency beacon.	Emergency beacon battery voltage analogical value.
Main lamp alarm.	Main and standby lamp consumption current analogical value.
Standby lamp alarm.	Main and standby motor consumption current analogical value.

Options

- Diesel generator control.
- Fire sensor control.
- Tamper sensor control.
- Surveillance camera control.
- Connexion modem to Remote Monitoring System.
- Expansion module with additional inputs and outputs.